

Public School Enrolment 2010

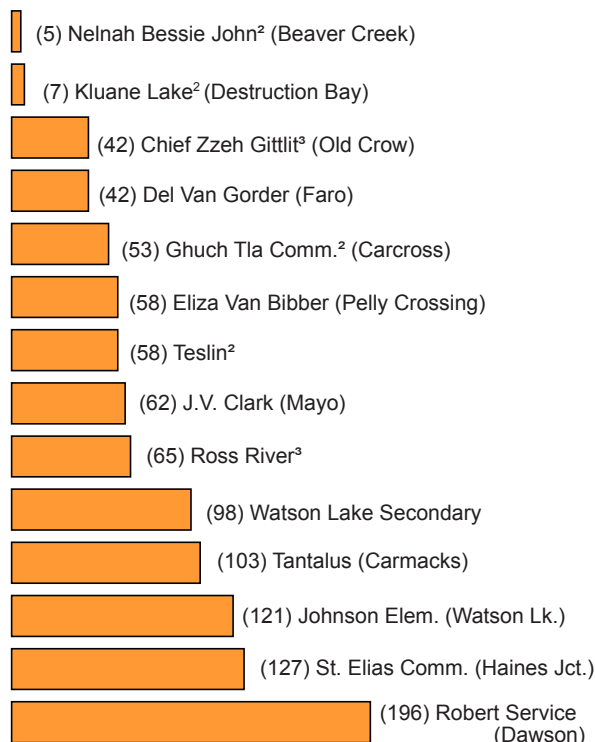
This publication offers a brief summary of enrolment figures in Yukon from 2000 to 2010, based on information received from the Yukon Department of Education. Please refer to footnotes at the end of this publication while using the data.

Enrolment by School, May 2010

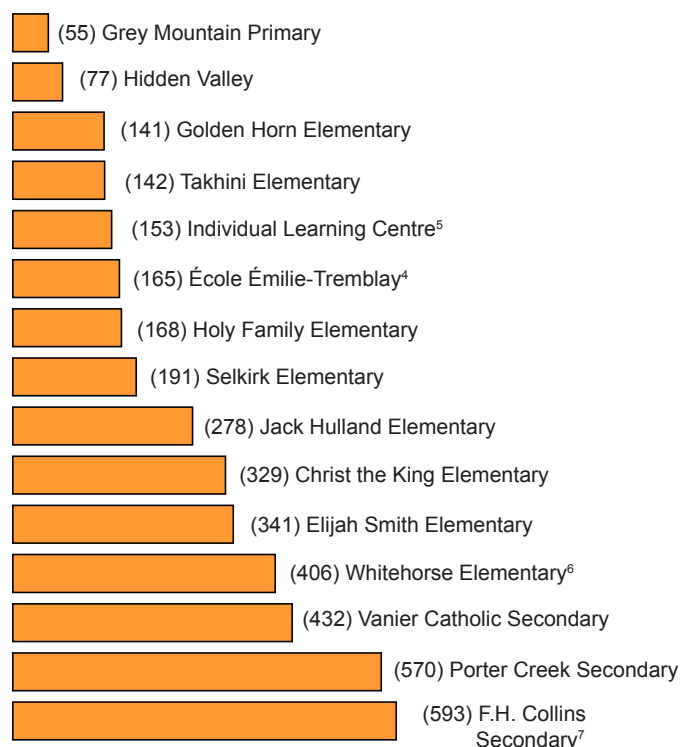
As of May 31st, 2010 there were 5,078 students enrolled in the Yukon public school system. This figure represents an increase of 58 students, or 1.2%, from the total enrolment as of May 31, 2009, and a decrease of 673 students, or 11.7%, compared to 2000 enrolment figures.

Enrolment in English school programs decreased 961 students (18.2%) from May 2000 to May 2010. French Immersion program enrolment increased 238 students (67.4%) from May 2000 to May 2010, and École Émilie-Tremblay (French first language) showed an increase of 50 students (43.5%) over the same time period.

Rural Schools¹



Whitehorse Schools

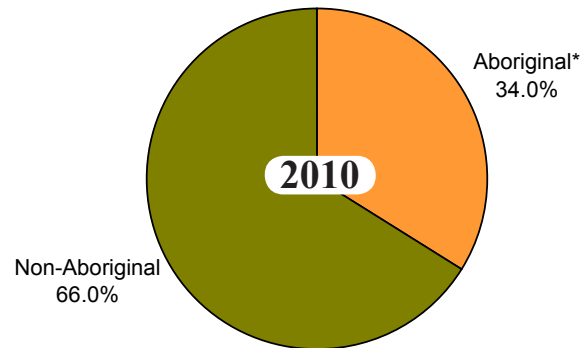
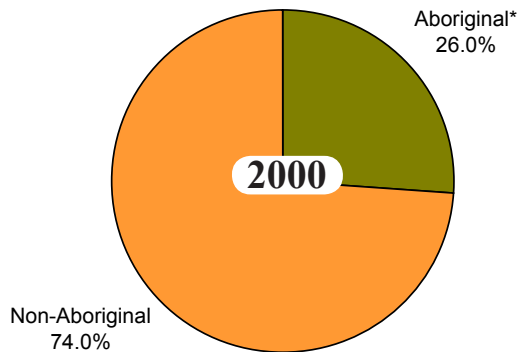


Enrolment by Grade, May 2000 to May 2010

	2000	2001	2002	2003	2004	2005	2006	2007	2008	2009	2010
K ⁸	421	387	426	415	394	381	374	374	428	406	430
Grade 1	429	404	364	393	379	345	341	348	322	362	350
2	421	409	397	358	386	368	350	342	351	328	356
3	457	404	396	408	361	388	370	350	346	357	333
4	492	455	414	414	407	361	385	366	349	356	370
5	438	481	454	410	416	421	352	386	381	345	365
6	482	415	471	453	405	419	421	362	377	370	356
7	452	479	410	485	469	424	415	428	363	380	384
8	458	442	460	407	481	479	420	409	428	371	398
9	454	457	419	446	396	476	461	440	393	432	376
10	429	437	434	407	445	406	475	476	455	432	445
11	452	439	423	448	380	429	381	440	416	442	412
12	366	370	364	422	452	443	403	397	445	439	503
Total	5,751	5,579	5,432	5,466	5,371	5,340	5,148	5,118	5,054	5,020	5,078

In May 2010, 42.0% of all students were enrolled in Grades 8 to 12, which is a 4.5 percentage point increase from May 2000 (37.5%). Enrolment in Kindergarten to Grade 7 in May 2009 accounted for 58.0% of all students, compared to 62.5% in 2000. This is a decrease of 4.5 percentage points between 2000 and 2010.

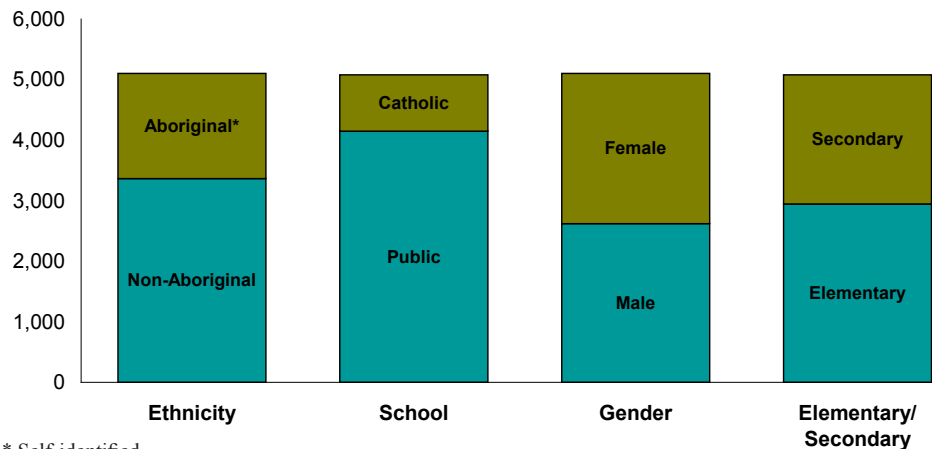
Enrolment Breakdown, May 2010



Of the 5,078 students enrolled in Yukon schools as of May 2010:

- 34.0% were aboriginal* and 66.0% were non-aboriginal
- 891 (17.7%) were enrolled in Catholic schools and 4,129 (82.3%) were enrolled in public schools
- 51.4% were male and 48.6% were female
- Elementary students comprised 58.0% (2,944) of all students, while Secondary students made up 42.0% (2,134).

Number of Students



* Self-identified.

Graduation Rates

Graduation rates are only one of many indicators of student success. Within Canada, there is no consistent method used among provinces to determine graduation rates, though increasingly more jurisdictions are moving toward using the six-year cohort method. This is the method that the Department of Education intends to use once the new Yukon Student Information System (YSIS) is fully implemented. In the meantime, the Department of Education continues to use the Statistics Canada method. This method involves counting the number of persons who have graduated as a percentage of 17 and 18 year olds in Yukon.

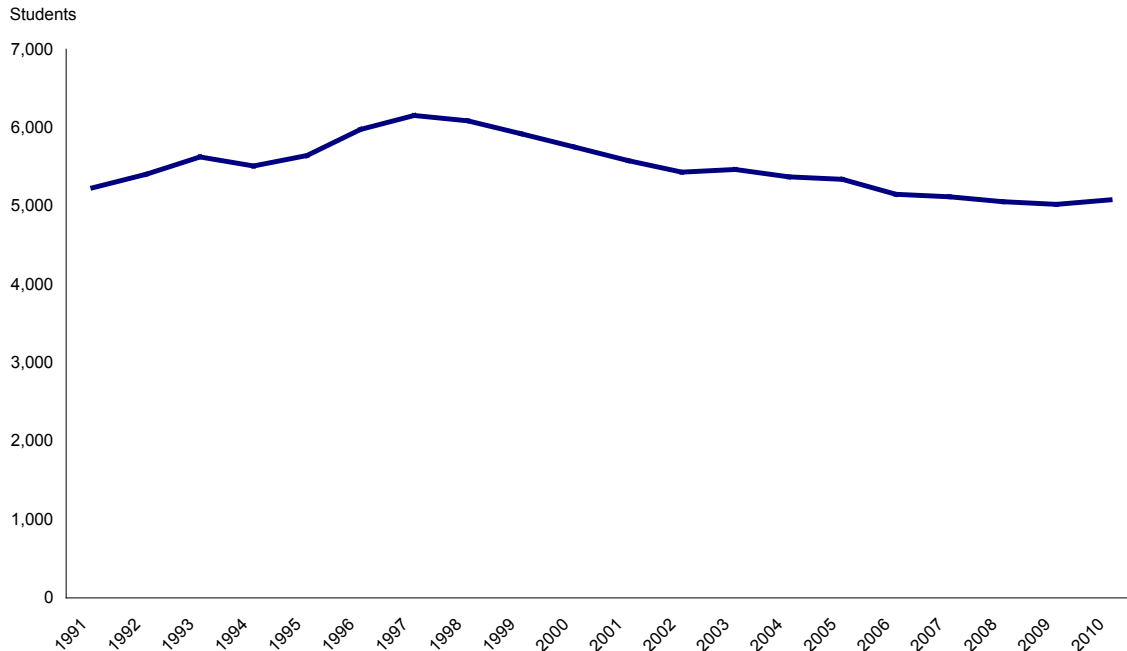
The Yukon Bureau of Statistics has confirmed that there are 458 Yukoners born between January 2, 1992 and January 1, 1993 who are actively registered with the Yukon Health Care system. Using this figure, there are 458 Yukoners of graduation age, compared to 317 who actually graduated in 2010, and that provides for a graduation rate of 69.2%. It should be noted that due to the small population, fluctuations in the proportion of students will occur from year to year.

Source: Yukon Department of Education Annual Report, 2009-10 Academic Year

Enrolment by School, May 2000 to May 2010

	2000	2001	2002	2003	2004	2005	2006	2007	2008	2009	2010
Chief Zzeh Gittlit ³	66	57	51	47	45	51	41	37	26	30	42
Christ the King Elementary	315	298	286	345	338	307	298	282	303	298	329
Del Van Gorder	76	72	67	55	53	53	51	51	44	44	42
École Émilie-Tremblay ⁴	115	120	124	110	115	119	112	147	142	158	165
Elijah Smith Elementary	226	211	224	240	247	279	298	300	313	335	341
Eliza Van Bibber	74	65	57	60	71	69	59	50	65	57	58
F.H. Collins Secondary ⁵	606	614	546	544	506	497	429	460	448	431	408
F.H. Collins Secondary Imm.	107	106	94	104	107	90	111	114	148	160	185
Ghuch Tla Community ²	49	51	56	56	61	63	58	47	45	55	53
Golden Horn Elementary	294	280	256	243	227	213	185	174	143	150	141
Grey Mountain Primary	100	78	84	80	72	65	61	62	56	56	55
Hidden Valley Elementary	146	142	137	130	125	100	93	98	97	91	77
Holy Family Elementary	182	169	172	187	168	163	162	160	158	162	168
J.V. Clark	100	103	95	97	88	81	74	75	76	65	62
Jack Hulland	466	431	386	402	372	341	331	309	278	277	278
Johnson Elementary	175	178	176	172	169	150	139	141	130	115	121
Kluane Lake ²	6	9	9	6	8	7	7	5	9	7	7
Nelna Bessie John ²	17	18	19	21	14	11	11	8	8	12	5
Porter Creek Secondary	666	654	689	681	733	724	669	625	605	566	570
Robert Service	263	221	229	224	233	238	234	223	225	208	196
Ross River ³	73	55	61	65	67	73	73	64	67	63	65
Selkirk Elementary	252	236	235	229	222	229	247	231	195	174	191
St. Elias Community	143	148	147	148	132	130	119	124	131	130	127
Takhini Elementary	223	223	216	206	197	168	163	179	169	141	142
Tantalus	95	101	102	102	86	103	94	91	100	107	103
Teslin ²	50	54	67	66	66	67	61	65	64	59	58
Vanier Catholic Secondary	441	463	448	402	402	405	415	417	426	431	432
Watson Lake Secondary	98	89	88	97	99	106	110	106	95	103	98
Whitehorse Elementary ⁶	81	85	72	79	78	54	17	-	-	-	-
Whitehorse Elementary Imm. ⁶	246	248	239	268	270	301	327	349	381	410	406
Individual Learning Centre ⁵	-	-	-	-	-	83	99	124	107	125	153
Total Enrolment	5,751	5,579	5,432	5,466	5,371	5,340	5,148	5,118	5,054	5,020	5,078

Total Enrolment, 1991 to 2010



Over the last 20 years, total enrolment in Yukon schools was lowest in 2009 (5,020) and peaked in 1997 (6,154). Beginning with the Faro mine closure in 1997/98, enrolment has generally declined to the current figure of 5,078 in May 2010.

Footnotes

¹Unless otherwise stated by footnote, rural schools offer Kindergarten through Grade 12.

²School offers kindergarten through Grade 9.

³School offers kindergarten through Grade 10.

⁴French first language school. A student's eligibility for enrolment is determined by Section 23 of *The Charter of Rights and Freedoms*.

⁵The Individual Learning Centre (ILC) opened in February 2005 in downtown Whitehorse for students who dropped out and wanted to go back to a non-conventional school and learn at their own pace in order to graduate from high school.

⁶Whitehorse Elementary discontinued the English program and offered the French Immersion Program only as of September 2006.

⁷Includes English and French Immersion students.

⁸Includes Kindergarten as well as K-4 (kindergarten for 4 year-olds).

Definitions

Primary - Offers Kindergarten through Grade 3

Elementary - Offers Kindergarten through Grade 7

Secondary - Offers Grade 8 through Grade 12

Imm. - French Immersion Program