

Public School Enrolment 2011

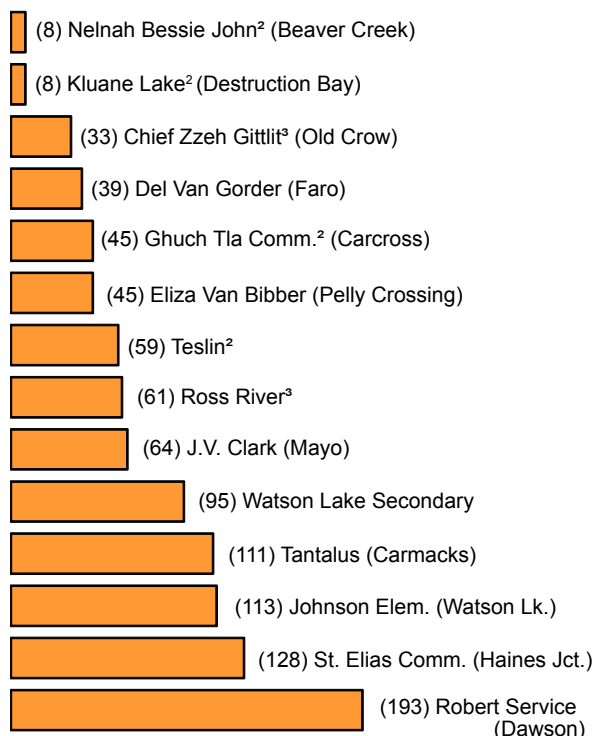
This publication offers a brief summary of enrolment figures in Yukon from 2001 to 2011, based on information received from the Yukon Department of Education. Please refer to footnotes at the end of this publication while using the data.

As of May 31st, 2011 there were 5,102 students enrolled in the Yukon public school system. This is the second consecutive year of increased enrolment after six years of enrolment decline.

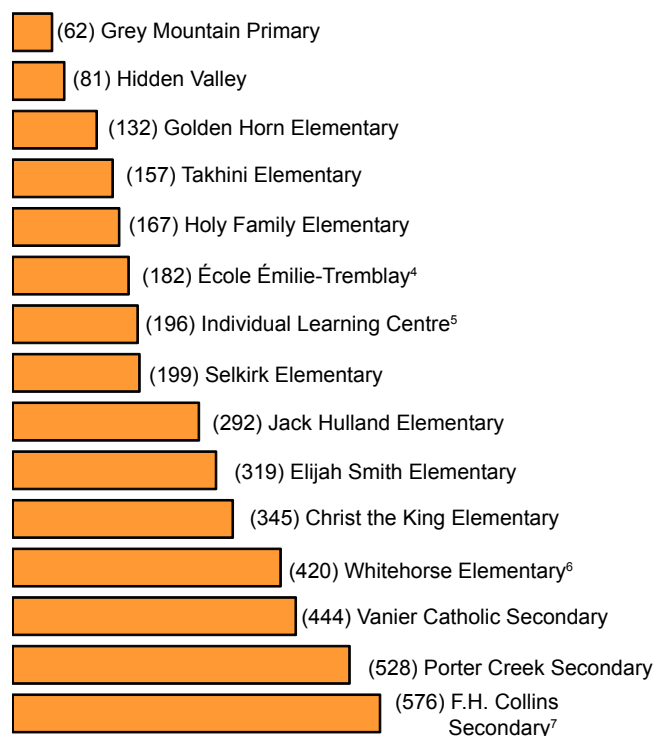
Enrolment in English school programs decreased 774 students (-15.2%) from May 2001 to May 2011. French Immersion program enrolment increased 235 students (66.4%) from May 2001 to May 2011, and École Émilie-Tremblay (French first language) showed an increase of 62 students (51.7%) over the same time period.

Enrolment by School, May 2011

Rural Schools¹



Whitehorse Schools

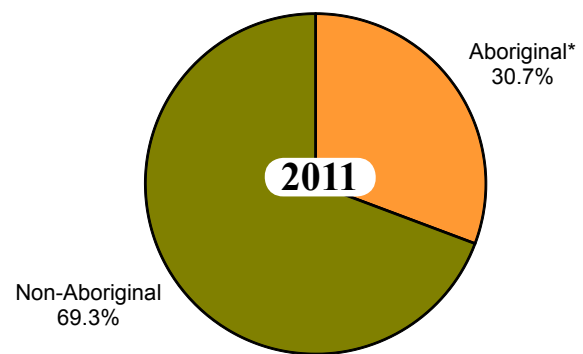
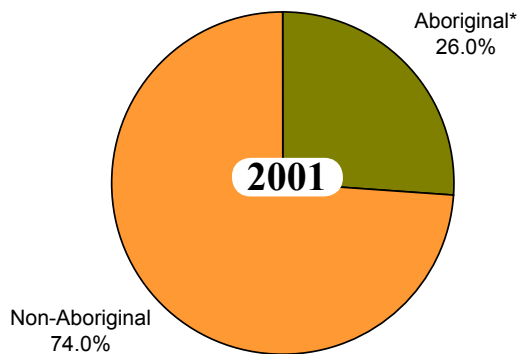


Enrolment by Grade, May 2001 to May 2011

	2001	2002	2003	2004	2005	2006	2007	2008	2009	2010	2011
K ⁸	387	426	415	394	381	374	374	428	406	430	423
Grade 1	404	364	393	379	345	341	348	322	362	350	376
2	409	397	358	386	368	350	342	351	328	356	357
3	404	396	408	361	388	370	350	346	357	333	384
4	455	414	414	407	361	385	366	349	356	370	338
5	481	454	410	416	421	352	386	381	345	365	374
6	415	471	453	405	419	421	362	377	370	356	375
7	479	410	485	469	424	415	428	363	380	384	357
8	442	460	407	481	479	420	409	428	371	398	402
9	457	419	446	396	476	461	440	393	432	376	373
10	437	434	407	445	406	475	476	455	432	445	403
11	439	423	448	380	429	381	440	416	442	412	452
12	370	364	422	452	443	403	397	445	439	503	488
Total	5,579	5,432	5,466	5,371	5,340	5,148	5,118	5,054	5,020	5,078	5,102

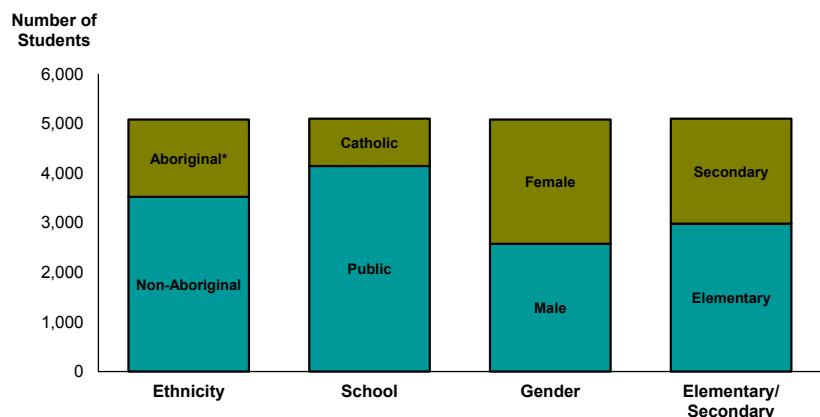
In May 2011, 41.5% of all students were enrolled in Grades 8 to 12, which is a 3.1 percentage point increase from May 2001 (38.4%). Enrolment in Kindergarten to Grade 7 in May 2011 accounted for 58.5% of all students, compared to 61.6% in 2001. This is a decrease of 3.1 percentage points between 2001 and 2011.

Enrolment Breakdown, May 2011



Of the 5,102 students enrolled in Yukon schools as of May 2011:

- 30.7% were aboriginal* and 69.3% were non-aboriginal
- 956 (18.7%) were enrolled in Catholic schools and 4,146 (81.3%) were enrolled in public schools
- 50.7% were male and 49.3% were female
- Elementary students comprised 58.5% (2,984) of all students, while Secondary students made up 41.5% (2,118).



* Self-identified.

Graduation Rates

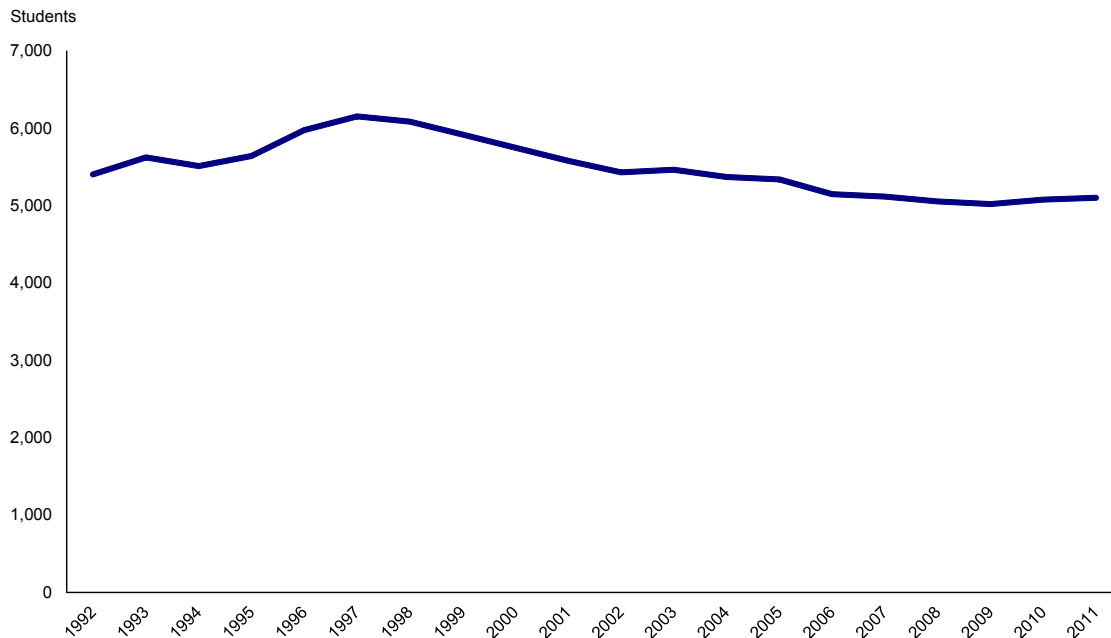
Graduation rates are only one of many indicators of student success. Within Canada, there is no consistent method used among provinces and territories to determine graduation rates, though increasingly more jurisdictions (including Yukon) are moving toward using the six-year cohort method to calculate a completion rate. For 2010/11, the six-year cohort method counts all students who entered grade 8 for the first time in 2005-06 and calculates a completion rate of those who received a graduation certificate within the six-year period. The completion rate also reflects in- and out-migrations. In-migrations are those students who come in to the system during the six years who would have been in grade 8 for the first time in 2005-06. Out-migrations that are included in the calculation of the completion rate are students who may still be in the system but have not graduated, students who have abandoned their education, dropped out or whose outcomes are unknown. Out-migrations not included in the completion rate are those students who are confirmed as leaving the system to complete their secondary school education outside of Yukon. The six-year completion rate for 2010-11 is 69%; however, of the students who did not complete the graduation program in six years, 24.1% have been identified as still in school in Yukon. It should be noted that this is the first year for this calculation and the data has come from an older, less accurate data collection system as well as the new Yukon Student Information System (YSIS). The accuracy issue will be resolved when all data comes from YSIS.

Source: Yukon Department of Education; Policy, Planning and Evaluation

Enrolment by School, May 2001 to May 2011

	2001	2002	2003	2004	2005	2006	2007	2008	2009	2010	2011
Chief Zzeh Gittlit ³	57	51	47	45	51	41	37	26	30	42	33
Christ the King Elementary	298	286	345	338	307	298	282	303	298	329	345
Del Van Gordier	72	67	55	53	53	51	51	44	44	42	39
École Émilie-Tremblay ⁴	120	124	110	115	119	112	147	142	158	165	182
Elijah Smith Elementary	211	224	240	247	279	298	300	313	335	341	319
Eliza Van Bibber	65	57	60	71	69	59	50	65	57	58	45
F.H. Collins Secondary	614	546	544	506	497	429	460	448	431	408	407
F.H. Collins Secondary Imm.	106	94	104	107	90	111	114	148	160	185	169
Ghuch Tla Community ²	51	56	56	61	63	58	47	45	55	53	45
Golden Horn Elementary	280	256	243	227	213	185	174	143	150	141	132
Grey Mountain Primary	78	84	80	72	65	61	62	56	56	55	62
Hidden Valley	142	137	130	125	100	93	98	97	91	77	81
Holy Family Elementary	169	172	187	168	163	162	160	158	162	168	167
J.V. Clark	103	95	97	88	81	74	75	76	65	62	64
Jack Hulland Elementary	431	386	402	372	341	331	309	278	277	278	292
Johnson Elementary	178	176	172	169	150	139	141	130	115	121	113
Kluane Lake ²	9	9	6	8	7	7	5	9	7	7	8
Nelna Bessie John ²	18	19	21	14	11	11	8	8	12	5	8
Porter Creek Secondary	654	689	681	733	724	669	625	605	566	570	528
Robert Service	221	229	224	233	238	234	223	225	208	196	193
Ross River ³	55	61	65	67	73	73	64	67	63	65	61
Selkirk Elementary	236	235	229	222	229	247	231	195	174	191	199
St. Elias Community	148	147	148	132	130	119	124	131	130	127	128
Takhini Elementary	223	216	206	197	168	163	179	169	141	142	157
Tantalus	101	102	102	86	103	94	91	100	107	103	111
Teslin ²	54	67	66	66	67	61	65	64	59	58	59
Vanier Catholic Secondary	463	448	402	402	405	415	417	426	431	432	444
Watson Lake Secondary	89	88	97	99	106	110	106	95	103	98	95
Whitehorse Elementary ⁶	85	72	79	78	54	17	-	-	-	-	-
Whitehorse Elementary Imm. ⁶	248	239	268	270	301	327	349	381	410	406	420
Individual Learning Centre ⁵	-	-	-	-	83	99	124	107	125	153	196
Total Enrolment	5,579	5,432	5,466	5,371	5,340	5,148	5,118	5,054	5,020	5,078	5,102

Total Enrolment, 1992 to 2011



Over the last 20 years, total enrolment in Yukon schools peaked in 1997 at 6,154. Beginning with the Faro mine closure in 1997/98, enrolment generally declined reaching 5,020 in 2009 before recovering slightly to 5,102 in May 2011.

Footnotes

¹Unless otherwise stated by footnote, rural schools offer Kindergarten through Grade 12.

²School offers kindergarten through Grade 9.

³School offers kindergarten through Grade 10.

⁴French first language school. A student's eligibility for enrolment is determined by Section 23 of *The Charter of Rights and Freedoms*.

⁵The Individual Learning Centre (ILC) opened in February 2005 in downtown Whitehorse for students who dropped out and wanted to go back to a non-conventional school and learn at their own pace in order to graduate from high school.

⁶Whitehorse Elementary discontinued the English program and offered the French Immersion Program only as of September 2006.

⁷Includes English and French Immersion students.

⁸Includes Kindergarten as well as K-4 (kindergarten for 4 year-olds).

Definitions

Primary - Offers Kindergarten through Grade 3

Elementary - Offers Kindergarten through Grade 7

Secondary - Offers Grade 8 through Grade 12

Imm. - French Immersion Program