

Public School Enrolment 2012

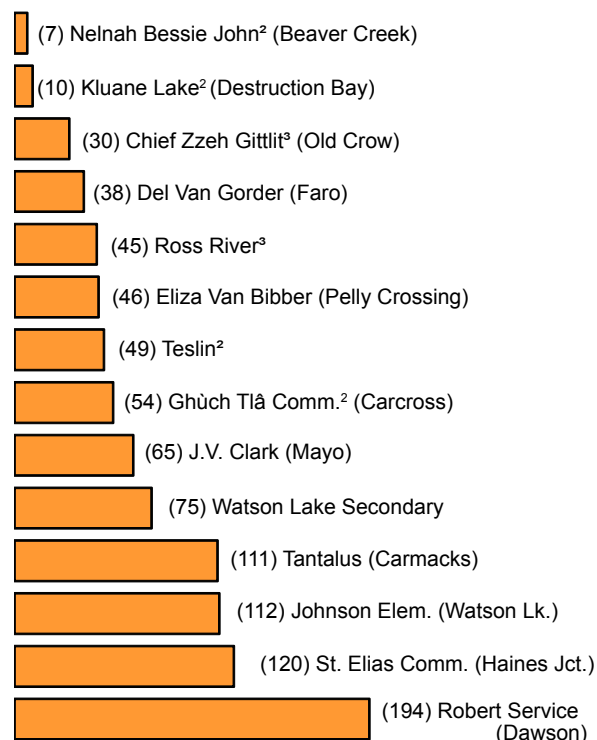
This publication offers a brief summary of enrolment figures in Yukon from 2002 to 2012, based on information received from the Yukon Department of Education. Please refer to footnotes at the end of this publication while using the data.

As of May 31st, 2012 there were 5,026 students enrolled in the Yukon public school system. This is a decrease of 76 students, or 1.5% compared to May 31st, 2011 and a decrease of 406 students, or 7.5% compared to May 31st, 2002.

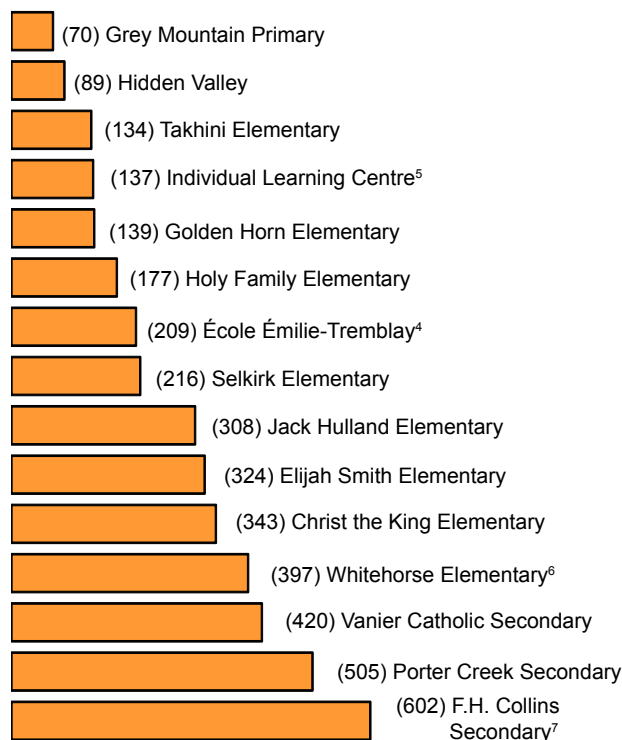
Enrolment in English school programs decreased 737 students (-14.8%) from May 2002 to May 2012. French Immersion program enrolment increased 246 students (73.9%) from May 2002 to May 2012, and École Émilie-Tremblay (French first language) showed an increase of 85 students (68.5%) over the same time period.

Enrolment by School, May 2012

Rural Schools¹



Whitehorse Schools



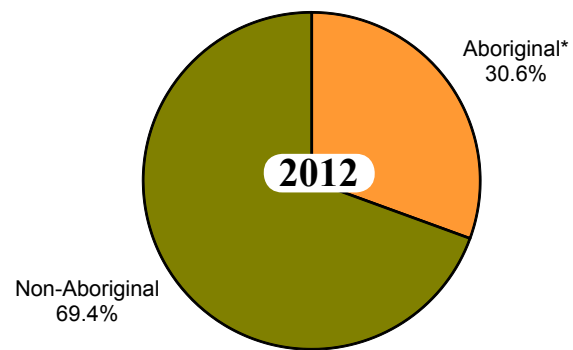
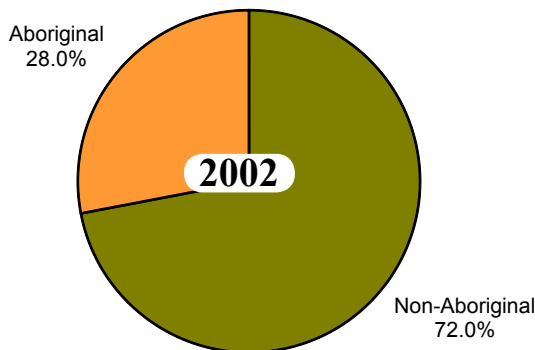
Enrolment by Grade, May 2002 to May 2012

In May 2012, enrolment in kindergarten to Grade 7 accounted for 60.4% of all students, which is a decrease of 0.9 percentage points compared to May 2002 (61.3%). Students enrolled in Grades 8 to 12 accounted for 39.6% of all students compared to 38.7% in May 2002.

	2002	2003	2004	2005	2006	2007	2008	2009	2010	2011	2012
K ⁸	426	415	394	381	374	374	428	406	430	423	440
Grade 1	364	393	379	345	341	348	322	362	350	376	350
2	397	358	386	368	350	342	351	328	356	357	388
3	396	408	361	388	370	350	346	357	333	384	364
4	414	414	407	361	385	366	349	356	370	338	388
5	454	410	416	421	352	386	381	345	365	374	340
6	471	453	405	419	421	362	377	370	356	375	390
7	410	485	469	424	415	428	363	380	384	357	375
8	460	407	481	479	420	409	428	371	398	402	371
9	419	446	396	476	461	440	393	432	376	373	404
10	434	407	445	406	475	476	455	432	445	403	388
11	423	448	380	429	381	440	416	442	412	452	356
12*	364	422	452	443	403	397	445	439	503	488	472
Total	5,432	5,466	5,371	5,340	5,148	5,118	5,054	5,020	5,078	5,102	5,026

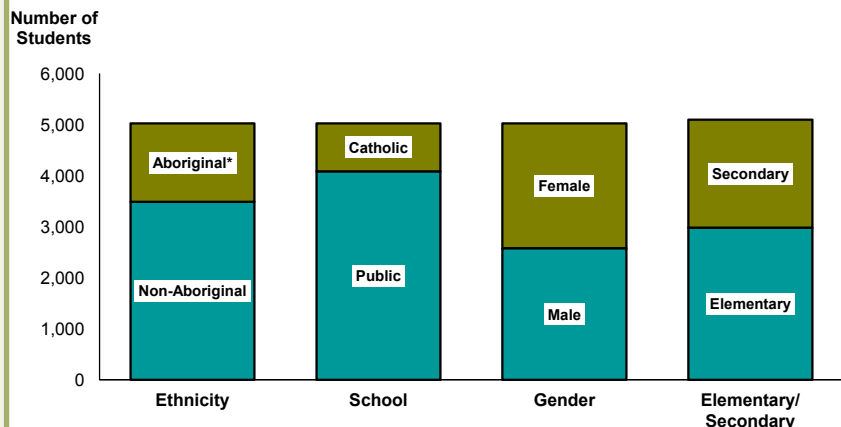
* includes students attending high school for secondary upgrading

Enrolment Breakdown, May 2012



Of the 5,026 students enrolled in Yukon schools as of May 2012:

- 30.6% were aboriginal* and 69.4% were non-aboriginal
- 940 (18.7%) were enrolled in Catholic schools and 4,086 (81.3%) were enrolled in public schools
- 51.3% were male and 48.7% were female
- Elementary students comprised 60.4% (3,035) of all students, while Secondary students made up 39.6% (1,991).



* Self-identified.

Graduation Rates

Graduation rates are only one of many indicators of student success. Within Canada, there is no consistent method used among provinces and territories to determine graduation rates, though increasingly more jurisdictions (including Yukon) are moving toward using the six-year cohort method to calculate a completion rate. For 2011/12, the six-year cohort method counts all students who entered grade 8 for the first time in 2006-07 and calculates a completion rate of those who received a graduation certificate within the six-year period. The completion rate also reflects in- and out-migrations. In-migrations are those students who come in to the system during the six years who would have been in grade 8 for the first time in 2006-07. Out-migrations that are included in the calculation of the completion rate are students who may still be in the system but who have not graduated, students who have abandoned their education, dropped out or whose outcomes are unknown. Out-migrations not included in the completion rate are those students who are confirmed as leaving the system to complete their secondary school education outside of Yukon. The six-year completion rate for 2011-12 is 70.7%, while 5.7% have been identified as still in school in Yukon and 23.6% were not found in the system. It should be noted that this is the second year for this calculation and the data has come from an older, less accurate data collection system as well as the new Yukon Student Information System (YSIS). The accuracy issue will be resolved when all data comes from YSIS.

Source: Yukon Department of Education; Policy, Planning and Evaluation

Enrolment by School, May 2002 to May 2012

	2002	2003	2004	2005	2006	2007	2008	2009	2010	2011	2012	2012 recommended school capacity
Chief Zzeh Gittlit ³	51	47	45	51	41	37	26	30	42	33	30	190
Christ the King Elementary	286	345	338	307	298	282	303	298	329	345	343	309
Del Van Gorder	67	55	53	53	51	51	44	44	42	39	38	338
École Émilie-Tremblay ⁴	124	110	115	119	112	147	142	158	165	182	209	288
Elijah Smith Elementary	224	240	247	279	298	300	313	335	341	319	324	327 ^A
Eliza Van Bibber	57	60	71	69	59	50	65	57	58	45	46	172
F.H. Collins Secondary	546	544	506	497	429	460	448	431	408	407	420	993 ^A
F.H. Collins Secondary Imm.	94	104	107	90	111	114	148	160	185	169	182	
Ghùch Tlà Community School ²	56	56	61	63	58	47	45	55	53	45	54	151
Golden Horn Elementary	256	243	227	213	185	174	143	150	141	132	139	214
Grey Mountain Primary	84	80	72	65	61	62	56	56	55	62	70	71
Hidden Valley	137	130	125	100	93	98	97	91	77	81	89	134
Holy Family Elementary	172	187	168	163	162	160	158	162	168	167	177	173
J.V. Clark	95	97	88	81	74	75	76	65	62	64	65	206
Jack Hulland Elementary	386	402	372	341	331	309	278	277	278	292	308	486 ^B
Johnson Elementary	176	172	169	150	139	141	130	115	121	113	112	251
Kluane Lake ²	9	6	8	7	7	5	9	7	7	8	10	39
Nelna Bessie John ²	19	21	14	11	11	8	8	12	5	8	7	39
Porter Creek Secondary	689	681	733	724	669	625	605	566	570	528	505	989 ^C
Robert Service	229	224	233	238	234	223	225	208	196	193	194	355 ^B
Ross River ³	61	65	67	73	73	64	67	63	65	61	45	206
Selkirk Elementary	235	229	222	229	247	231	195	174	191	199	216	314
St. Elias Community	147	148	132	130	119	124	131	130	127	128	120	243
Takhini Elementary	216	206	197	168	163	179	169	141	142	157	134	233
Tantalus	102	102	86	103	94	91	100	107	103	111	111	222
Teslin ²	67	66	66	67	61	65	64	59	58	59	49	174
Vanier Catholic Secondary	448	402	402	405	415	417	426	431	432	444	420	566 ^D
Watson Lake Secondary	88	97	99	106	110	106	95	103	98	95	75	214
Whitehorse Elementary ⁶	72	79	78	54	17	-	-	-	-	-	-	-
Whitehorse Elementary Imm. ⁶	239	268	270	301	327	349	381	410	406	420	397	562
Individual Learning Centre ⁵	-	-	-	83	99	124	107	125	153	196	137	-
Total Enrolment	5,432	5,466	5,371	5,340	5,148	5,118	5,054	5,020	5,078	5,102	5,026	8,459

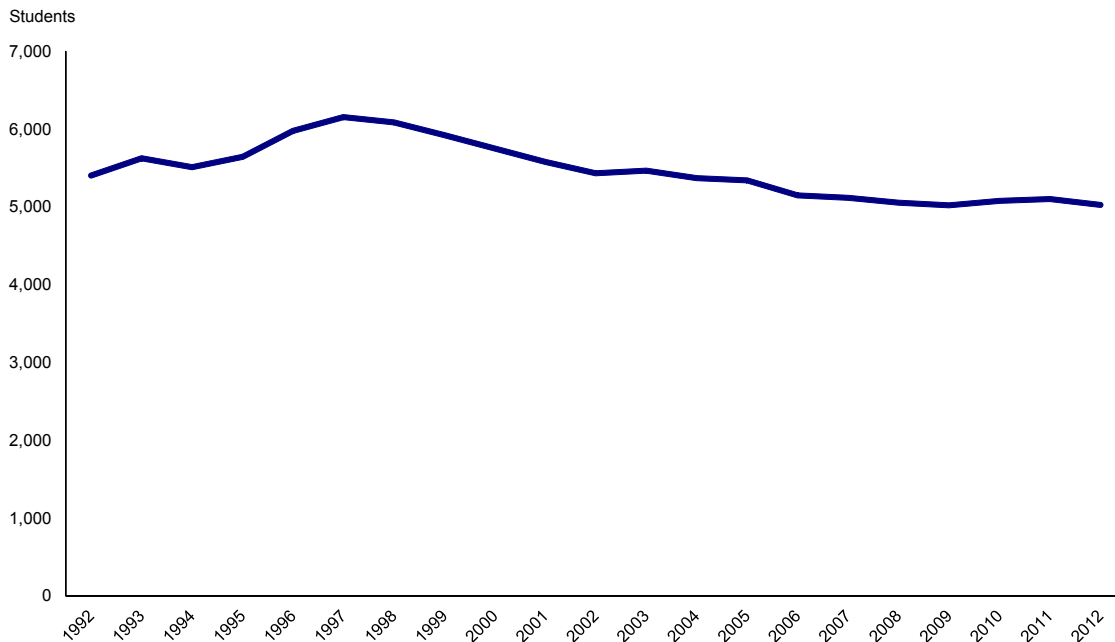
A= includes 1 portable

B= includes 2 portables

C= includes 3 portables

D= includes 3 portables

Total Enrolment, 1992 to 2012



Over the last 20 years, total enrolment in Yukon schools peaked in 1997 at 6,154. Beginning with the Faro mine closure in 1998, enrolment generally declined reaching 5,020 in 2009 before recovering slightly to 5,102 in 2011 and then declining in May 2012 to 5,026.

Footnotes

¹ Unless otherwise stated by footnote, rural schools offer kindergarten through Grade 12.

² School offers kindergarten through Grade 9.

³ School offers kindergarten through Grade 10.

⁴ French first language school. A student's eligibility for enrolment is determined by Section 23 of *The Charter of Rights and Freedoms*.

⁵ The Individual Learning Centre (ILC) opened in February 2005 in downtown Whitehorse for students who dropped out and wanted to go back to a non-conventional school and learn at their own pace in order to graduate from high school.

⁶ Whitehorse Elementary discontinued the English program and offered the French Immersion Program only as of September 2006.

⁷ Includes English and French Immersion students.

⁸ Includes Kindergarten as well as K-4 (kindergarten for 4 year-olds).

Definitions

Primary - Offers Kindergarten through Grade 3

Elementary - Offers Kindergarten through Grade 7

Secondary - Offers Grade 8 through Grade 12

Imm. - French Immersion Program