

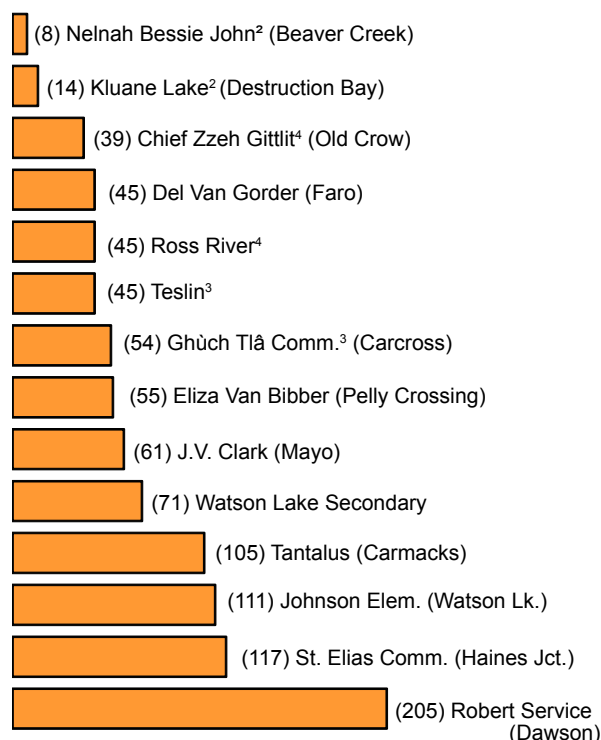
Highlights

- As of May 31st, 2013 there were 5,042 students enrolled in the Yukon public school system. This is an increase of 16 students, or 0.3% compared to May 31st, 2012 and a decrease of 329 students, or 6.1%, compared to May 31st, 2004.
- Enrolment in English school programs decreased by 622 students (-12.7%) from May 2004 to May 2013. French Immersion program enrolment increased by 210 students (55.7%) from May 2004 to May 2013, and the French first language program (École Émilie-Tremblay) showed an increase of 83 students (72.2%) over the same time period.

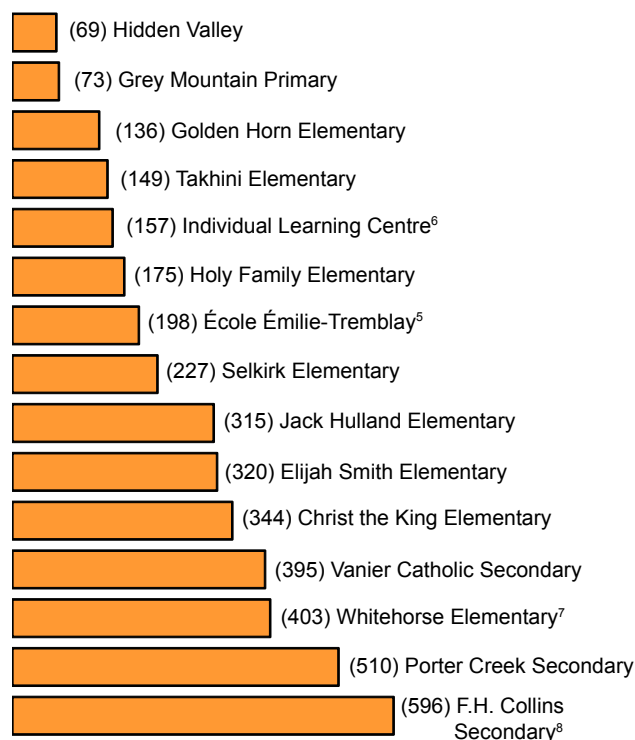
This publication offers a brief summary of enrolment figures in Yukon for the ten-year period from 2004 to 2013, based on information received from the Yukon Department of Education. Please refer to footnotes at the end of this publication while using the data.

Enrolment by School, May 2013

Rural Schools¹



Whitehorse Schools



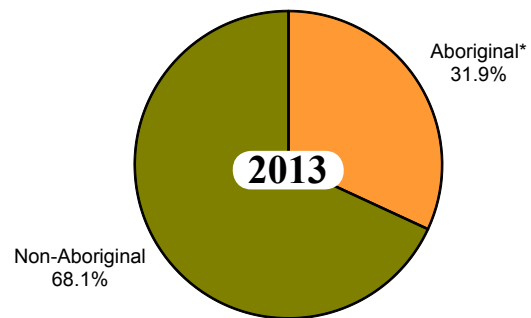
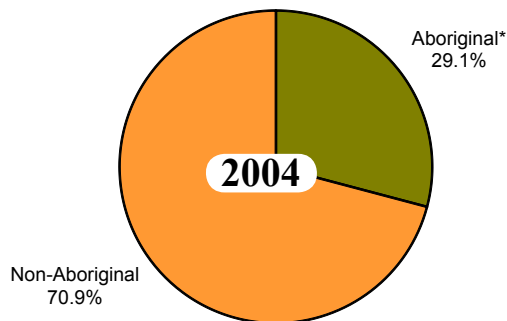
Enrolment by Grade, May 2004 to May 2013

In May 2013, enrolment in kindergarten to Grade 7 accounted for 60.3% of all students, which is an increase of 0.4 percentage points compared to May 2004 (59.9%). Students enrolled in Grades 8 to 12 accounted for 39.7% of all students compared to 40.1% in May 2004.

	2004	2005	2006	2007	2008	2009	2010	2011	2012	2013
K ⁹	394	381	374	374	428	406	430	423	440	492
Grade 1	379	345	341	348	322	362	350	376	350	377
2	386	368	350	342	351	328	356	357	388	347
3	361	388	370	350	346	357	333	384	364	378
4	407	361	385	366	349	356	370	338	388	365
5	416	421	352	386	381	345	365	374	340	369
6	405	419	421	362	377	370	356	375	390	333
7	469	424	415	428	363	380	384	357	375	381
8	481	479	420	409	428	371	398	402	371	385
9	396	476	461	440	393	432	376	373	404	370
10	445	406	475	476	455	432	445	403	388	412
11	380	429	381	440	416	442	412	452	356	379
12*	452	443	403	397	445	439	503	488	472	454
Total	5,371	5,340	5,148	5,118	5,054	5,020	5,078	5,102	5,026	5,042

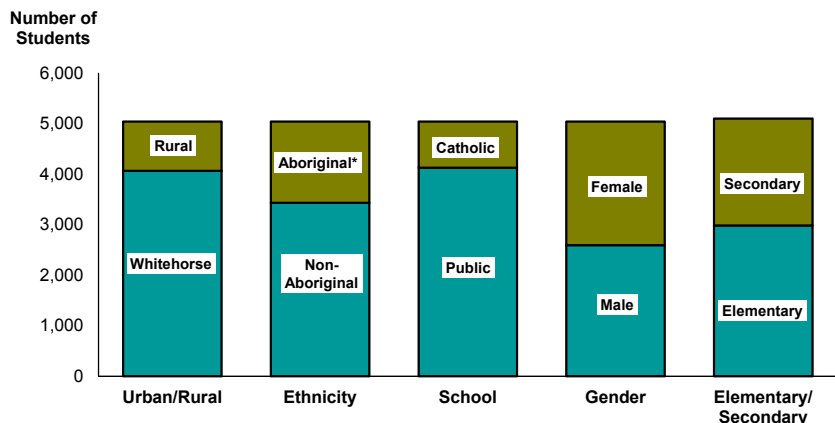
* includes students attending high school for secondary upgrading

Enrolment Breakdown, May 2013



Of the 5,042 students enrolled in Yukon schools as of May 2013:

- 31.9% were Aboriginals* and 68.1% were non-Aboriginals;
- 914 (18.1%) were in Catholic schools and 4,128 (81.9%) were in public schools;
- 51.4% were male and 48.6% were female; and
- Elementary students comprised 60.3% (3,042) of all students, while secondary students made up 39.7% (2,000).



* Self-identified.

Graduation Rates

	2010-2011	2011-2012	2012-13
Six-Year Completion Rate	68.0%	70.7%	72.2%
Still In School	7.7%	5.7%	9.8%
Not Found	24.3%	23.6%	18.0%

Graduation rates are only one of many indicators of student success. Within Canada, there is no consistent method used by provinces and territories to determine graduation

rates, though increasingly more jurisdictions (including Yukon) are moving toward using the six-year cohort method to calculate a completion rate. For 2012/13, the six-year cohort method counts all students who entered grade 8 for the first time in 2007-08 and calculates a completion rate of those who received a graduation certificate within the six-year period.

The completion rate also reflects in- and out-migrations. In-migrations account for those students who come in to the system during the six years who would have been in grade 8 for the first time in 2007-08. Out-migrations include students who may still be in the system but who have not graduated, have abandoned their education, dropped out or whose outcomes are unknown. Out-migrations that are not included in the completion rate accounts for students who are confirmed as leaving the system to complete their secondary school education outside of Yukon. The six-year completion rate for 2012-13 is 72.2%, while 9.8% have been identified as still in school in Yukon and 18.0% were not found in the system.

Source: Yukon Department of Education; Policy, Planning and Evaluation

Enrolment by School, May 2004 to May 2013

	2004	2005	2006	2007	2008	2009	2010	2011	2012	2013	2013 recommended school capacity
Chief Zzeh Gittlit ⁴	45	51	41	37	26	30	42	33	30	39	190
Christ the King Elementary	338	307	298	282	303	298	329	345	343	344	309
Del Van Gorder	53	53	51	51	44	44	42	39	38	45	338
École Émilie-Tremblay ⁵	115	119	112	147	142	158	165	182	209	198	288
Elijah Smith Elementary	247	279	298	300	313	335	341	319	324	320	327 ^A
Eliza Van Bibber	71	69	59	50	65	57	58	45	46	55	172
F.H. Collins Secondary	506	497	429	460	448	431	408	407	420	412	993 ^A
F.H. Collins Secondary Imm.	107	90	111	114	148	160	185	169	182	184	
Ghùch Tlà Community School ³	61	63	58	47	45	55	53	45	54	54	151
Golden Horn Elementary	227	213	185	174	143	150	141	132	139	136	214
Grey Mountain Primary	72	65	61	62	56	56	55	62	70	73	71
Hidden Valley	125	100	93	98	97	91	77	81	89	69	134
Holy Family Elementary	168	163	162	160	158	162	168	167	177	175	173
J.V. Clark	88	81	74	75	76	65	62	64	65	61	206
Jack Hlland Elementary	372	341	331	309	278	277	278	292	308	315	486 ^B
Johnson Elementary	169	150	139	141	130	115	121	113	112	111	251
Kluane Lake ²	8	7	7	5	9	7	7	8	10	14	39
Nelna Bessie John ²	14	11	11	8	8	12	5	8	7	8	39
Porter Creek Secondary	733	724	669	625	605	566	570	528	505	510	989 ^C
Robert Service	233	238	234	223	225	208	196	193	194	205	355 ^B
Ross River ⁴	67	73	73	64	67	63	65	61	45	45	206
Selkirk Elementary	222	229	247	231	195	174	191	199	216	227	314
St. Elias Community	132	130	119	124	131	130	127	128	120	117	243
Takhini Elementary	197	168	163	179	169	141	142	157	134	149	233
Tantalus	86	103	94	91	100	107	103	111	111	105	222
Teslin ³	66	67	61	65	64	59	58	59	49	45	174
Vanier Catholic Secondary	402	405	415	417	426	431	432	444	420	395	566 ^D
Watson Lake Secondary	99	106	110	106	95	103	98	95	75	71	214
Whitehorse Elementary ⁷	78	54	17	-	-	-	-	-	-	-	-
Whitehorse Elementary Imm. ⁷	270	301	327	349	381	410	406	420	397	403	562
Individual Learning Centre ⁶	-	83	99	124	107	125	153	196	137	157	-
Total Enrolment	5,371	5,340	5,148	5,118	5,054	5,020	5,078	5,102	5,026	5,042	8,459

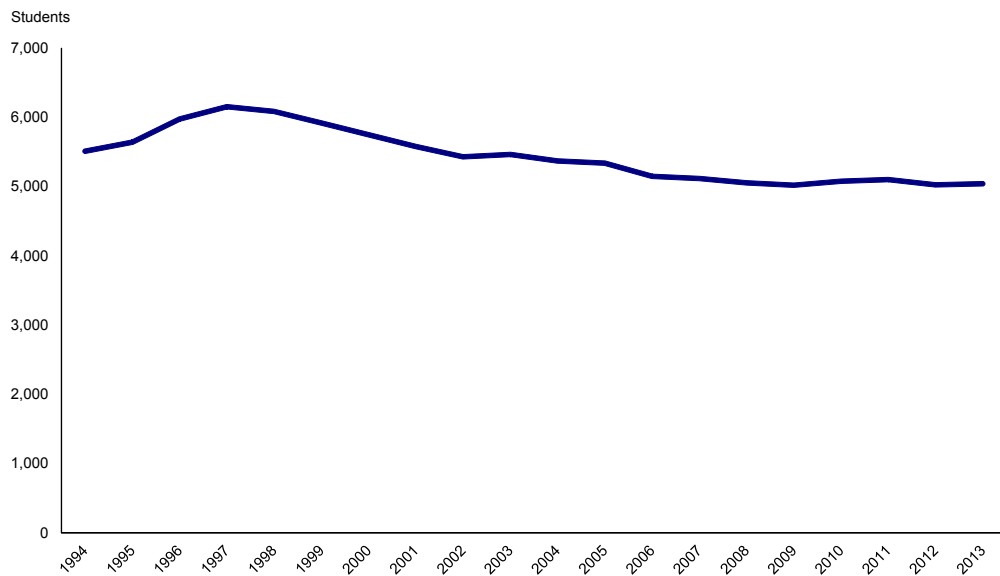
A= includes 1 portable

B= includes 2 portables

C= includes 3 portables

D= includes 3 portables

Total Enrolment, 1994 to 2013



Over the last 20 years, total enrolment in Yukon schools peaked in 1997 at 6,154. Beginning with the Faro mine closure in 1998, enrolment generally declined reaching 5,020 in 2009 and remained relatively stable since then, reaching 5,042 in May 2013.

Footnotes

- ¹ Unless otherwise stated by footnote, rural schools offer kindergarten through Grade 12.
- ² School offers kindergarten through Grade 8.
- ³ School offers kindergarten through Grade 9.
- ⁴ School offers kindergarten through Grade 10.
- ⁵ French first language school. A student's eligibility for enrolment is determined by Section 23 of *The Charter of Rights and Freedoms*.
- ⁶ The Individual Learning Centre (ILC) opened in February 2005 in downtown Whitehorse for students who dropped out and wanted to go back to a non-conventional school and learn at their own pace in order to graduate from high school.
- ⁷ Whitehorse Elementary discontinued the English program and offered the French Immersion Program only as of September 2006.
- ⁸ Includes English and French Immersion students.
- ⁹ Includes Kindergarten as well as K-4 (kindergarten for 4 year-olds).

Definitions

Primary - Offers Kindergarten through Grade 3
Elementary - Offers Kindergarten through Grade 7

Secondary - Offers Grade 8 through Grade 12
Imm. - French Immersion Program